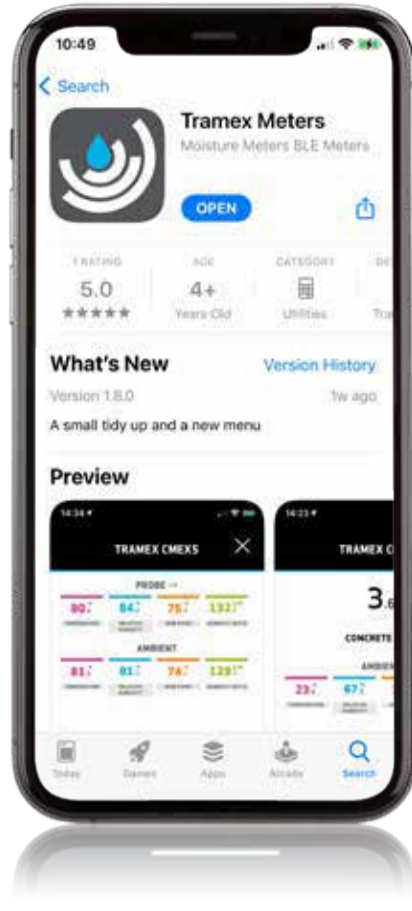


# Tramex Meters App - Getting Started



## Download

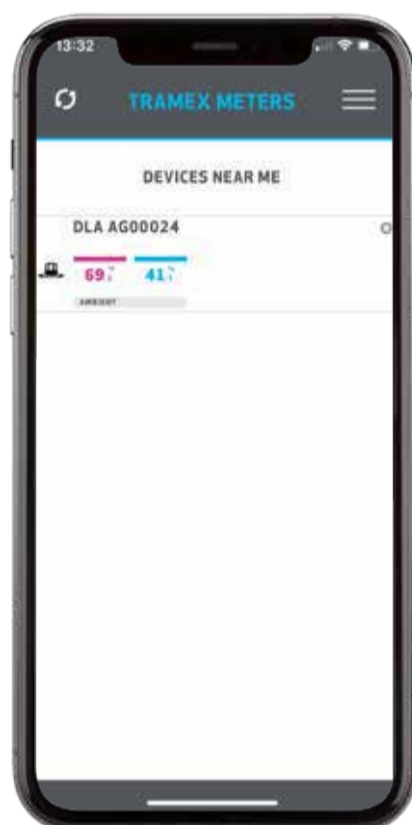
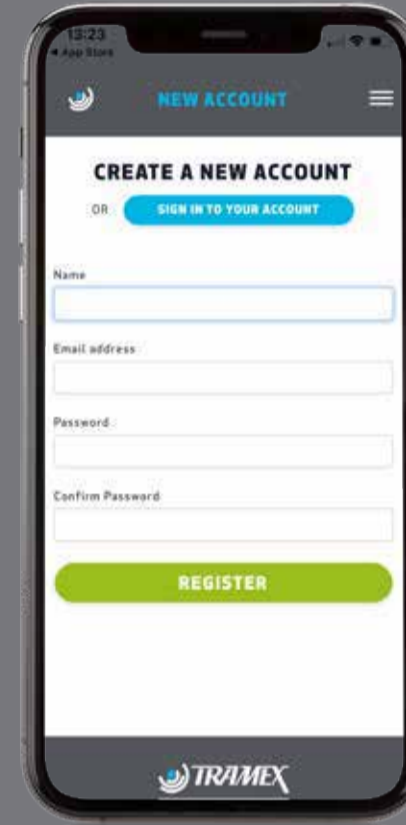
Download the **Tramex Meters App** from the App Store or Google Play.

This app uses your phone's Bluetooth to view data from your Tramex device, so please ensure that Bluetooth is switched on.

## Register

Register (in-app) to create an account.

To complete your account setup, **verify your email address** with the verification link.



## Power Up

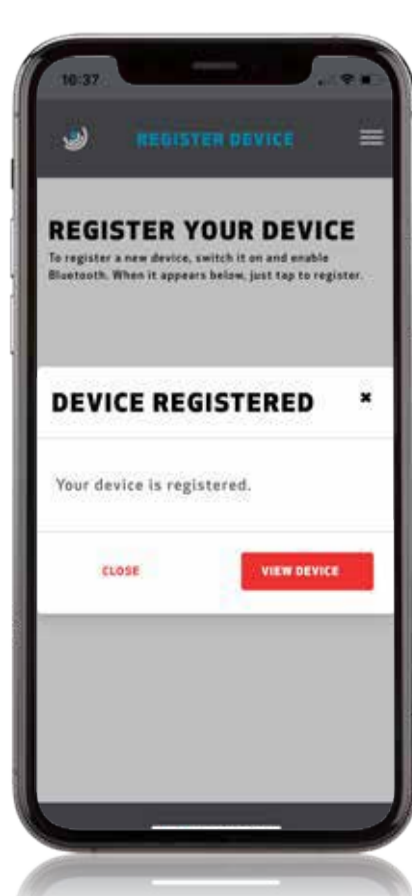
Power up your Tramex device and ensure Bluetooth is switched on.

Your your meter will pop up on the phone screen.

Tap on the meter to view the readings on-screen.

## View Live Readings

With the meter selected, you can view the live sensor readings in various forms.



## Register

Register your device to make best use of our cloud platform.

Select the meter, tap the "View online" button and "Tap to register".