

# TRAMEX REMOTE ENVIRONMENTAL MONITORING SYSTEM WME/MC ACCESSORY PACK



The TrameX Remote Environmental Monitoring System WME/MC Accessory Pack adds more Cloud Sensors to your TREMS project. The AP-TREMS-WME/MC comprises 5 CS-RHTX TrameX Cloud Sensors as well as 5 external WME/MC probes. These external probes extend the benefits of the remote monitoring system allowing for Moisture Content (%MC) monitoring in wood and Wood Moisture Equivalent (WME) monitoring in a variety of building materials such as wood-based products, drywall or plasterboard. Multiple Sensors can be used with one Station. Registration and on-site set-up is simple using a QR code check-in procedure. The on-site Sensors, with battery life of up to 15 years, transmit relative humidity, temperature (°C and °F), dew point and grains per pound / grams per kilo readings, in-situ WME and MC readings wirelessly via the TrameX Cloud Station enabling remote monitoring of up to 200 on-site Sensors on the TrameX Cloud platform. TrameX Cloud is a secure platform to store and report your moisture, temperature and relative humidity measurements, get notified of adverse conditions and quickly monitor status from any browser. There are no subscription fees and there is free data with the TrameX Remote Environmental Monitoring System.



## KIT CONTENTS

Product Code: AP-TREMS-WME-MC

1. 5 x CS-RHTX TrameX Cloud Sensors
2. 5 x WME/MC electrode probes
3. 1 x Heavy Duty Protective Carry Case
4. TrameX Cloud Software Monitoring platform (Tablet not included)



AMBIENT  
RH, T, DP, g/kg



WME REFERENCE  
READING RANGE



TRAMEX CLOUD



ONLINE INFO

# SPECIFICATIONS

## TRAMEX CLOUD SENSOR - SPECIFICATIONS & MEASURING RANGE



Sensors can be easily registered by scanning the QR code on the back of the instrument and clicking 'register' in your Cloud account.

Size:	100mm x 90mm x 35mm (3.94" x 3.54" x 1.38")	Transmission Range:	Over 3kms line-of-sight
Weight:	100g (3.53oz)	Communication Frequency:	Multiple readings per hour
Power:	Built in CR123A battery with up to 15 year lifespan	Identification:	Items individually coded for ease of install and logging identification.
Construction:	ABS enclosure		
Included:	Wall Mounting		

### RELATIVE HUMIDITY SENSOR SPECIFICATIONS

Exceptional Accuracy:	±1.5%RH Range 0% to 80%RH ±2.0%RH Range 80% to 99%RH (@ 25°C (77°F))
Range:	0 to 100%RH
Resolution:	0.1% over the complete range
Drift:	<0.25%RH per year

### TEMPERATURE SENSOR SPECIFICATIONS:

Exceptional Accuracy:	±0.1 °C Range 20°C to 60°C (±0.1°F Range 68°F to 140°F)
Range:	-40°C to 125°C (-40°F to 257°F)
Sensor Protection:	PTFE Film protects sensor opening from water & dust
Drift:	<0.03°C (0.04°F) per year

## WME/MC PROBE



The resistance-type probe measures the percentage moisture content (%MC) of wood and WME (Wood Moisture Equivalent) readings in other building materials such as wood-based products, Drywall or Plasterboard.

Wood Moisture Equivalent

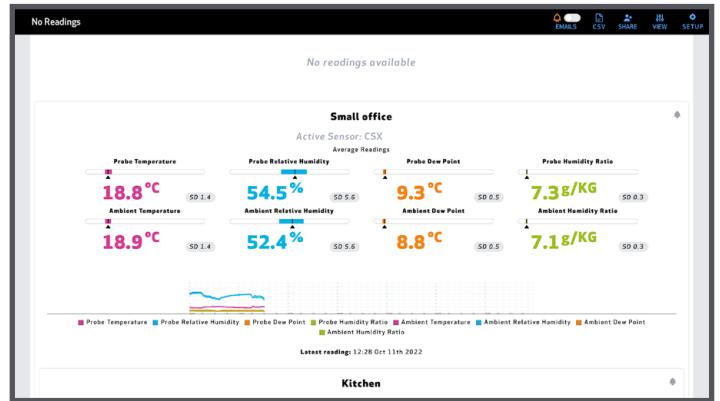
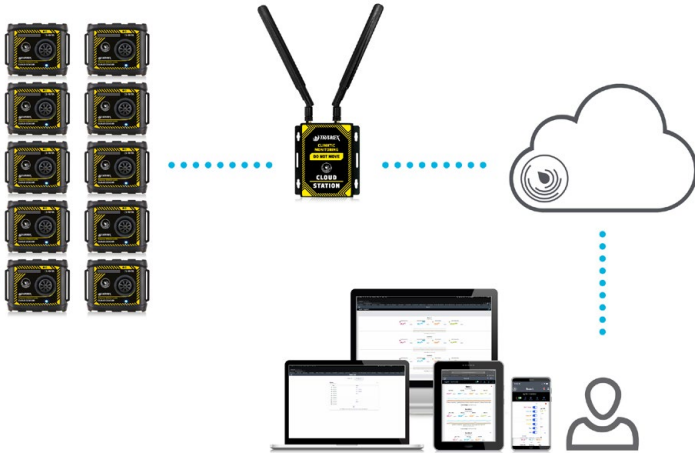
(WME/MC): 0 - 100



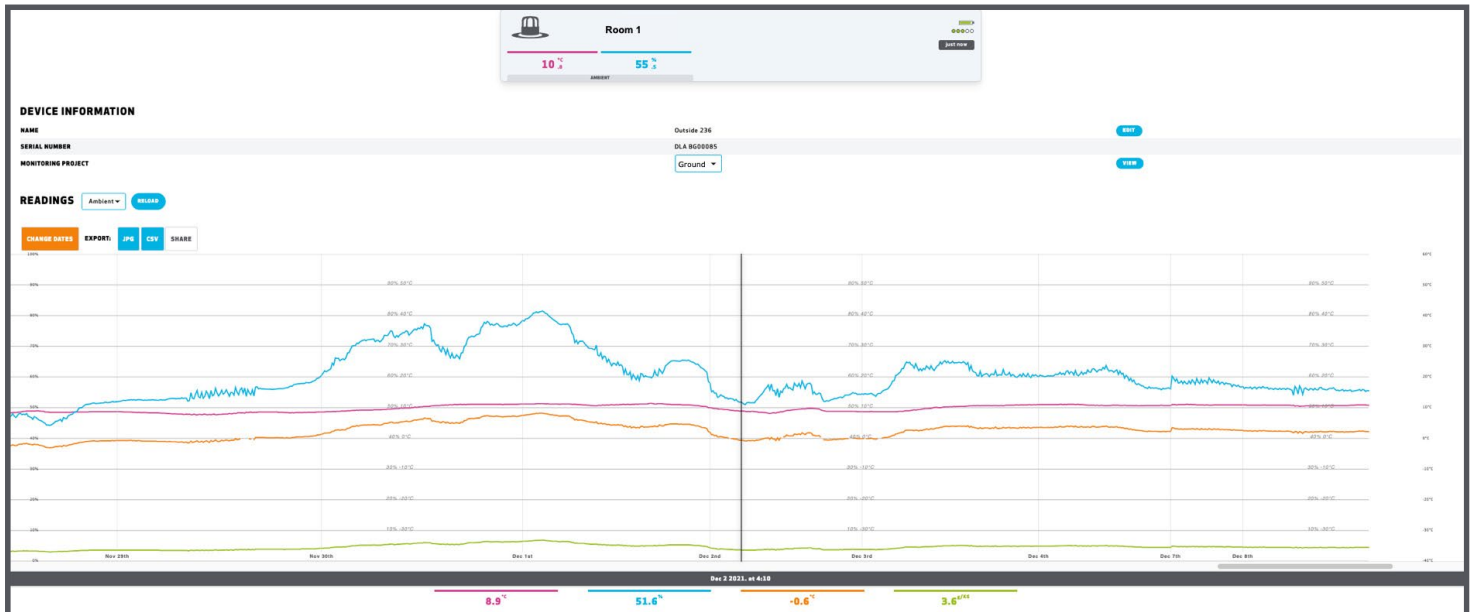
# SPECIFICATIONS

## TRAMEX CLOUD

The Tramex Cloud stores all your project details and logging information securely and allows for remote monitoring.



## Detailed logging charts



Data is stored free of charge for a period of 2 years, after which, following our data retention policy, you will need to download it.

## KIT SPECIFICATIONS

Size: 43.5cm x 36cm x 14cm (17.1" x 14.2" x 5.5")  
Power: 5 x CR123A 3-volt batteries (included)

Weight: 3.56kg (7.6lbs)

