



# CONCRETE MOISTURE ENCOUNTER




- CME5 -

## QUICK START GUIDE



[www.tramexmeters.com](http://www.tramexmeters.com)

## OPERATION

---

- Press  to switch ON/OFF.
- Press the Concrete Moisture Encounter fully against the surface of the concrete slab or screed. (Surface should be smooth and free of coatings/contaminants)
- Readings are instant and displayed on analog dial.



- Hold/freeze: Press  once. In HOLD mode the Hold LED will flash continuously. Press  again to release hold. (If powered down while on Hold, the Concrete Moisture Encounter will retain information until powered up and hold is pressed again to release)
- Automatic power timeout (5 mins) conserves battery life.

## SCALES

---


- Top Scale - Red - for use with Concrete Slabs & Sand/Cement screeds.
  - Quantitative %MC Moisture Content by mass/weight readings for Concrete slabs and sand/cement screeds using Gravi-metric testing as a baseline.



- Middle Scale - Yellow - for use on Gypsum Floor/Screeds.
  - Reference readings replicating measurements using concrete scale on concrete & sand/cement floors/screeds.
- Bottom Scale - 0-100 - intended for use with materials other than concrete & screeds, such as stone & tiles etc.
  - This scale is for reference only and is not to be interpreted as moisture content or relative humidity.

## BLUETOOTH

---

- Press  to switch Bluetooth ON/OFF. Readings will be sent to the Tramex App on your mobile device.

## CALIBRATION & WARRANTY

---

- Obtain Warranty online:  
[tramexmeters.com/register](http://tramexmeters.com/register)
- Annual calibrations are recommended as best practice to ensure continued accuracy and reliability. Calibration Check Plates can be purchased for more regular checks.

## TROUBLESHOOTING

---

- All LEDs flashing when unit is powered up.
  - Batteries are low and will soon need to be replaced.
- Single LED flashing and meter frozen.
  - Concrete Moisture Encounter is in HOLD mode.
  - Press HOLD button to release.

## USER GUIDE ONLINE

---

Please use the following link or QR code to access the complete User Guide online:  
<http://l.ead.me/bb30y3>



Free App Available for Mobile and Tablet:



LI-CME5GFSQSG



[www.tramexmeters.com](http://www.tramexmeters.com)